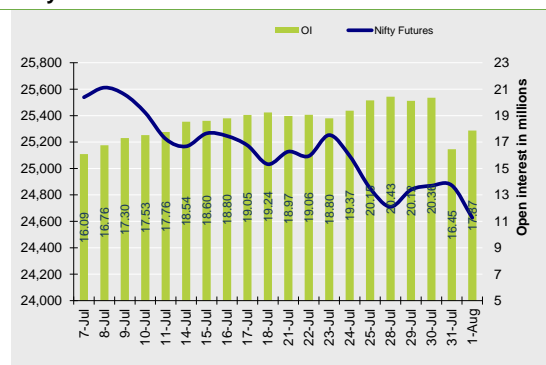


Nifty Snapshot

	Close	Prv Cl.	Ab chg	% chg
Spot	24,565.35	24,768.35	-203.00	-0.82
Futures	24,627.20	24,871.60	-244.40	-0.98
Oil(ml shr)	17.87	16.45	1.41	8.58
Vol (lots)	90654	134564	-43910	-32.63
COC	61.85	103.25	-41.40	-40.1
PCR-OI	0.75	1.04	-0.29	-28.2

Nifty Futures Price v/s OI



Institutional Activity in previous trading session

(in Rs cr.)	Buy	Sell	Net
Index Futures	2100.74	5921.43	-3820.69
Index Options	877466.61	881060.30	-3593.69
Stock Futures	18534.19	20370.22	-1836.03
Stock Options	17980.01	17937.86	42.15
FII Cash	9,379.46	12,745.86	-3,366.40
DII Cash	14,990.14	11,803.28	3,186.86

Net FII Activity (in Rs cr.)

Date	Idx Fut	Stk Fut	Idx Opt	Cash
1-Aug	-3820.7	-1836.0	-3593.7	-3366
31-Jul	-1235.8	-1530.1	7956.5	-5589
30-Jul	-445.4	-197.3	-14777.2	-850
29-Jul	-1117.3	3207.0	1850.6	-4637
28-Jul	-1178.6	2123.7	-7987.6	-6082
25-Jul	-2453.3	-2531.7	-2441.3	-1980

Technical Pivot (Intraday):

	S2	S1	PIVOT	R1	R2
NIFTY	24440	24535	24695	24790	24950
BANKNIFTY	55405	55600	55925	56120	56445

(Price is in Rs; OI is in million units; Price chg and OI chg are in percentage) **NB RESEARCH**

Fresh Longs seen in:

Scrip	Price	Price chg	OI	OI Chg
KAYNES	6395.5	3.0	0.8	15.0
INOXWIND	152.3	0.5	29.9	7.5
HEROMOTOCO	4268.4	1.0	6.7	1.9

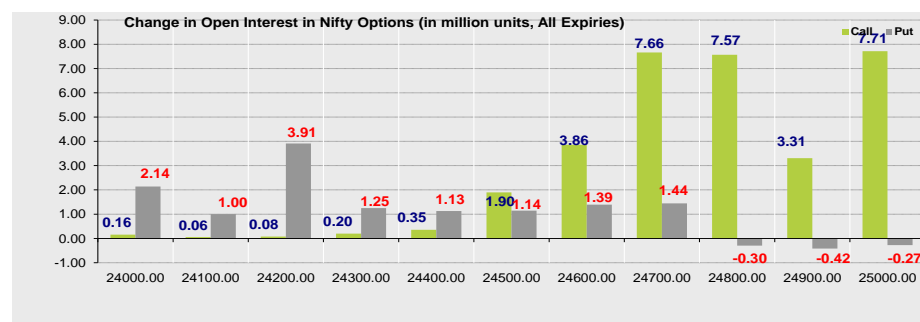
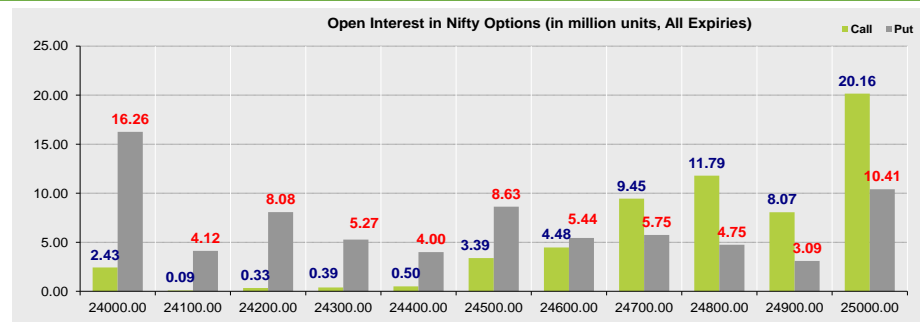
Short Covering seen in:

Scrip	Price	Price chg	OI	OI Chg
MANKIND	2578.2	0.4	1.5	-7.3
KFINTECH	1096.4	1.4	2.1	-6.8
AMBUJACEM	607.4	2.1	28.2	-4.0

Summary

- Indian markets closed on a negative note where selling was mainly seen in Automobiles, Metals & Pharmaceutical Sectors. Nifty Aug Futures closed at 24627.20 (down 244.40 points) at a premium of 61.85 pts to spot.
- FII's were net sellers in Cash to the tune of 3366.40 Cr and were net sellers in index futures to the tune of 3820.69 Cr.
- India VIX increased by 3.74% to close at 11.98 touching an intraday high of 12.11.

Open Interest in Nifty Options:



- The above second chart shows previous trading day's change in Nifty options where Addition in OI were seen in 24900, 24800, 24700, 24600 strike Calls and at 24300, 24400, 24500, 24600 strike Puts indicating market is likely to remain range bound in the near term.
- Highest OI build-up is seen at 25000 strike Calls and 24000 strike Puts, to the tune of 20.16mn and 16.26mn respectively.

Outlook on Nifty:

Index is likely to open on a positive note today and is likely to remain range bound during the day.

NIFTY50 Options OI (CE OI = Resistance) (PE OI = Support)

Symbol	Highest CE OI	Highest PE OI	CMP
ADANIENT	2600	2700	2356
ADANIPTS	1400	1400	1354
APOLLOHOSP	7500	7000	7369
ASIANPAINT	2460	2400	2438
AXISBANK	1200	1100	1067
BAJAJ-AUTO	8500	8000	8061
BAJFINANCE	900	900	878
BAJAJFINSV	2000	1900	1926
BEL	400	370	378
BHARTIARTL	2000	1900	1892
CIPLA	1600	1500	1507
COALINDIA	400	370	364
DRREDDY	1300	1200	1218
EICHERMOT	5700	5000	5554
ETERNAL	310	300	306
GRASIM	2800	2700	2721
HCLTECH	1600	1500	1457
HDFCBANK	2100	2000	2022
HDFCLIFE	800	730	744
HEROMOTOCO	4500	4000	4268
HINDALCO	700	650	669
HINDUNILVR	2600	2400	2564
ICICIBANK	1500	1400	1467
ITC	420	410	418
INDUSINDBK	900	800	788

NIFTY50 Options OI (CE OI = Resistance) (PE OI = Support)

Symbol	Highest CE OI	Highest PE OI	CMP
INFY	1600	1400	1472
JSWSTEEL	1060	1000	1030
JIOFIN	350	310	330
KOTAKBANK	2000	2000	1997
LT	3700	3600	3598
M&M	3200	3200	3166
MARUTI	13000	12000	12341
NTPC	340	380	332
NESTLEIND	2300	2260	2281
ONGC	250	240	236
POWERGRID	300	290	291
RELIANCE	1500	1400	1393
SBILIFE	1860	1600	1802
SHRIRAMFIN	700	600	616
SBIN	820	820	796
SUNPHARMA	1800	1500	1633
TCS	3200	3000	3013
TATACONSUM	1100	1000	1073
TATAMOTORS	700	800	651
TATASTEEL	180	140	154
TECHM	1600	1500	1442
TITAN	3400	3400	3330
TRENT	5500	5000	5192
ULTRACEMCO	13000	12000	12160
WIPRO	270	250	242

[illegible]

Derivative Recommendations:

Stock Name	Call (Buy/Sell)	Entry price	Targets	Stop Loss	Duration	Status
NIFTY (Long Straddle)	Buy	674	1100	500	Positional	Open
LODHA Future	Sell	1213	1170	1230	1-2 Days	Open
PAYTM (Bull Call spread)	Strategy	39	101	20	Positional	Open

FROM THE EQUITY DERIVATIVE DESK:

NIRAV HARISH CHHEDA
AVP - DERIVATIVES AND TECHNICAL RESEARCH
E-Mail: nirav.chheda@nirmalbang.com
Tel no: 6273-8199/8000

AMIT BHUPTANI
SNR.DERIVATIVES AND TECHNICAL RESEARCH ANALYST
E-Mail: amit.bhuptani@nirmalbang.com
Tel no: 6273-8242/8000

DISCLOSURES

Research Reports that are published by Nirmal Bang Securities Private Limited (hereinafter referred to as "NBSPL") are for private circulation only. NBSPL is a registered Research Analyst under SEBI (Research Analyst) Regulations, 2014 having Registration no. INH000001766. NBSPL is also a registered Stock Broker with National Stock Exchange of India Limited, BSE Limited, Metropolitan Stock Exchange of India Limited, Multi Commodity Exchange of India Limited, National Commodity and Derivative Exchange Limited and Indian Commodity Exchange Limited in cash and Equity and Commodities derivatives segments.

NBSPL has other business divisions with independent research teams separated by Chinese walls, and therefore may, at times, have different or contrary views on stocks and markets.

NBSPL or its associates have not been debarred / suspended by SEBI or any other regulatory authority for accessing / dealing in securities Market. NBSPL, its associates or analyst or his relatives do not hold any financial interest (Except Investment) in the subject company. NBSPL or its associates or Analyst do not have any conflict or material conflict of interest at the time of publication of the research report with the subject company. NBSPL or its associates or Analyst or his relatives may or may not hold beneficial ownership of 1% or more in the subject company at the end of the month immediately preceding the date of publication of this research report.

NBSPL or its associates / analyst has not received any compensation / managed or co-managed public offering of securities of the company covered by Analyst during the past twelve months. NBSPL or its associates have not received any compensation or other benefits from the company covered by Analyst or third party in connection with the research report. Analyst has not served as an officer, director or employee of Subject Company. NBSPL / analyst has not been engaged in market making activity of the subject company.

Analyst Certification: The research analysts and authors of these reports, hereby certify that the views expressed in this research report accurately reflects my/our personal views about the subject securities, issuers, products, sectors or industries. It is also certified that no part of the compensation of the analyst(s) was, is, or will be directly or indirectly related to the inclusion of specific recommendations or views in this research. The analyst(s) principally responsible for the preparation of this research report and has taken reasonable care to achieve and maintain independence and objectivity in making any recommendations.

DISCLAIMER

This report is for the personal information of the authorized recipient and does not construe to be any investment, legal or taxation advice to you. NBSPL is not soliciting any action based upon it. Nothing in this research shall be construed as a solicitation to buy or sell any security or product, or to engage in or refrain from engaging in any such transaction. In preparing this research, we did not take into account the investment objectives, financial situation and particular needs of the reader.

This research has been prepared for the general use of the clients of NBSPL and must not be copied, either in whole or in part, or distributed or redistributed to any other person in any form. If you are not the intended recipient you must not use or disclose the information in this research in any way. Though disseminated to all the customers simultaneously, not all customers may receive this report at the same time. NBSPL will not treat recipients as customers by virtue of their receiving this report. This report is not directed or intended for distribution to or use by any person or entity resident in a state, country or any jurisdiction, where such distribution, publication, availability or use would be contrary to law, regulation or which would subject NBSPL & its group companies to registration or licensing requirements within such jurisdictions.

The report is based on the information obtained from sources believed to be reliable, but we do not make any representation or warranty that it is accurate, complete or up-to-date and it should not be relied upon as such. We accept no obligation to correct or update the information or opinions in it. NBSPL or any of its affiliates or employees shall not be in any way responsible for any loss or damage that may arise to any person from any inadvertent error in the information contained in this report. NBSPL or any of its affiliates or employees do not provide, at any time, any express or implied warranty of any kind, regarding any matter pertaining to this report, including without limitation the implied warranties of merchantability, fitness for a particular purpose, and non-infringement. The recipients of this report should rely on their own investigations.

This information is subject to change without any prior notice. NBSPL reserves its absolute discretion and right to make or refrain from making modifications and alterations to this statement from time to time. Nevertheless, NBSPL is committed to providing independent and transparent recommendations to its clients, and would be happy to provide information in response to specific client queries.

Before making an investment decision on the basis of this research, the reader needs to consider, with or without the assistance of an adviser, whether the advice is appropriate in light of their particular investment needs, objectives and financial circumstances. There are risks involved in securities trading. The price of securities can and does fluctuate, and an individual security may even become valueless. International investors are reminded of the additional risks inherent in international investments, such as currency fluctuations and international stock market or economic conditions, which may adversely affect the value of the investment. Opinions expressed are subject to change without any notice. Neither the company nor the director or the employees of NBSPL accept any liability whatsoever for any direct, indirect, consequential or other loss arising from any use of this research and/or further communication in relation to this research. Here it may be noted that neither NBSPL, nor its directors, employees, agents or representatives shall be liable for any damages whether direct or indirect, incidental, special or consequential including lost revenue or lost profit that may arise from or in connection with the use of the information contained in this report.

Copyright of this document vests exclusively with NBSPL. Our reports are also available on our website www.nirmalbang.com